


# VLX Pleated Panel Filter

## High Capacity Performance



### General Description

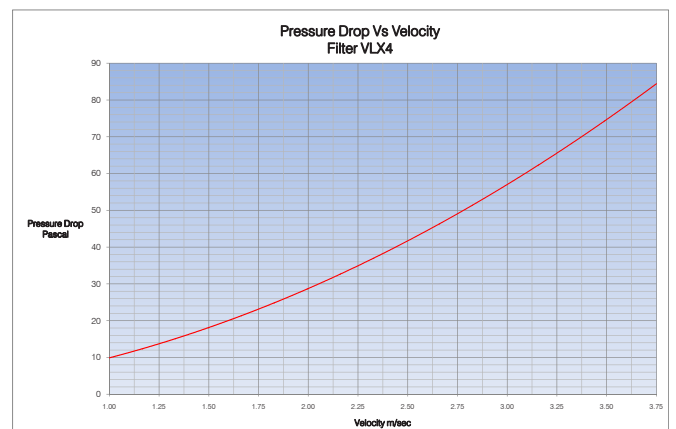
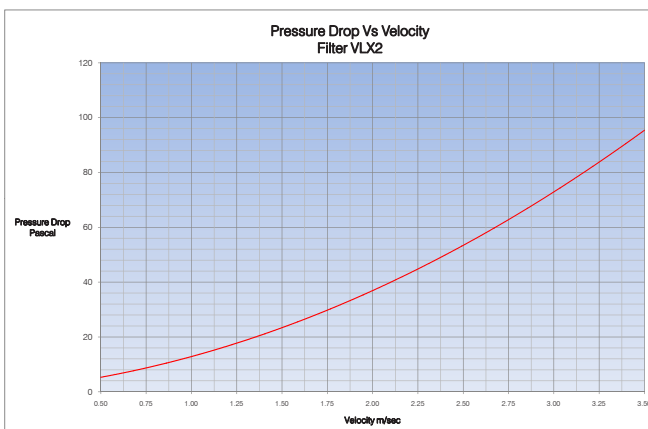
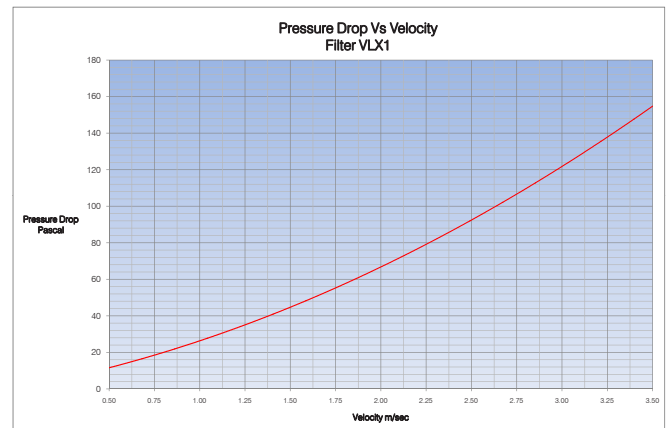
This Super Capacity pleated panel filter is designed to operate under the most testing of conditions. The extra high pleat count delivers out standing filter life, and the blended cotton / polyester filter media has 100% mechanical filtration properties. This is not an electrostatically charged media.



### Construction

This product is constructed by bonding a pleat pack of pleat media into a water repellent AquaKote card frame


Filter Efficiency to BS EN 779		<b>G4</b>
Rating to ASHRAE 52.2 Test Standard		<b>Merv 8</b>
Filter Thickness	Rated Airflow	Initial Pressure Drop
20mm	1.5m/sec	45Pa
45mm	2.5m/sec	52Pa
95mm	2.5m/sec	45Pa
Final Recommended Pressure Drop		<b>200Pa</b>



**Designed in Britain, Made in Britain**



# VLX Panel Filter STANDARD SIZES



No.	Nominal Size Inches	Height (mm)	Width (mm)	Depth (mm)	Rated Airflow m <sup>3</sup> /hr
VLX4-1010	10x10x4	241	241	95	544
VLX4-1020	10x20x4	241	495	95	1117
VLX4-1212	12x12x4	292	292	95	798
VLX4-1224	12x24x4	292	594	95	1623
VLX4-1515	15x15x4	368	368	95	1268
VLX4-1520	15x20x4	368	495	95	1705
VLX4-1616	16x16x4	394	394	95	1453
VLX4-1620	16x20x4	394	495	95	1825
VLX4-1625	16x25x4	394	622	95	2294
VLX4-1818	18x18x4	445	445	95	1854
VLX4-1831	18x31x4	445	775	95	3228
VLX4-2020	20x20x4	495	495	95	2293
VLX4-2024	20x24x4	495	594	95	2752
VLX4-2025	20x25x4	495	622	95	2882
VLX4-2424	24x24x4	594	594	95	3400

No.	Nominal Size Inches	Height (mm)	Width (mm)	Depth (mm)	Rated Airflow m <sup>3</sup> /hr
VLX2-1010	10x10x2	241	241	45	544
VLX2-1020	10x20x2	241	495	45	1117
VLX2-1212	12x12x2	292	292	45	798
VLX2-1224	12x24x2	292	594	45	1623
VLX2-1515	15x15x2	368	368	45	1268
VLX2-1520	15x20x2	368	495	45	1705
VLX2-1619	16x19x2	394	470	45	1453
VLX2-1620	16x20x2	394	495	45	1825
VLX2-1624	16x24x2	394	594	45	2294
VLX2-1625	16x25x2	394	622	45	1854
VLX2-1818	18x18x2	445	445	45	3228
VLX2-1820	18x20x2	445	495	45	2293
VLX2-1824	18x24x2	445	594	45	2752
VLX2-2020	20x20x2	495	495	45	2882
VLX2-2024	20x24x2	495	594	45	3303
VLX2-2025	20x25x2	495	622	45	2217
VLX2-2424	24x24x2	594	594	45	3400

No.	Nominal Size Inches	Height (mm)	Width (mm)	Depth (mm)	Rated Airflow m <sup>3</sup> /hr
VLX1-1010	10x10x1	241	241	20	314
VLX1-1020	10x20x1	241	495	20	644
VLX1-1212	12x12x1	292	292	20	460
VLX1-1224	12x24x1	292	594	20	937
VLX1-1515	15x15x1	368	368	20	731
VLX1-1520	15x20x1	368	495	20	984
VLX1-1619	16x19x1	394	470	20	1000
VLX1-1620	16x20x1	394	495	20	1053
VLX1-1624	16x24x1	394	594	20	1264
VLX1-1625	16x25x1	394	622	20	1323
VLX1-1818	18x18x1	445	445	20	1069
VLX1-1820	18x20x1	445	495	20	1189
VLX1-1824	18x24x1	445	594	20	1427
VLX1-2020	20x20x1	495	495	20	1323
VLX1-2024	20x24x1	495	594	20	1588
VLX1-2025	20x25x1	495	622	20	1663
VLX1-2424	24x24x1	594	594	20	1905

