

M11 Pleated Panel Filter Gold Filtration Performance



General Description

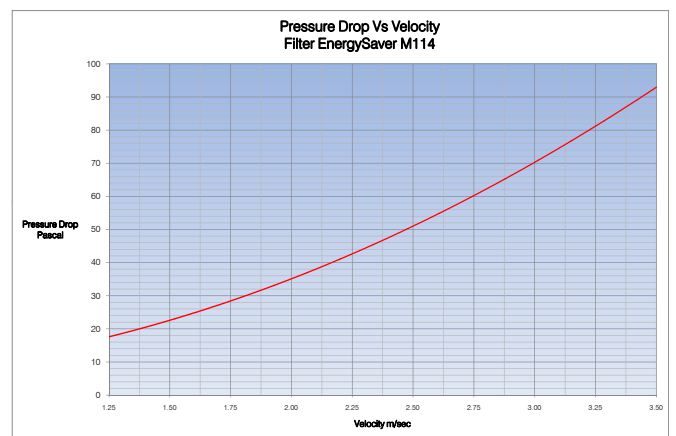
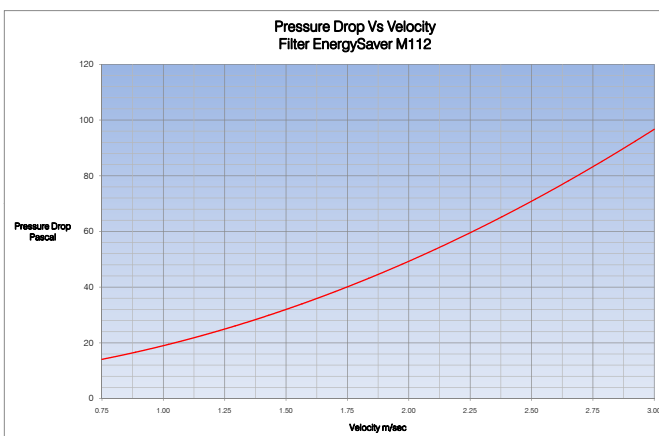
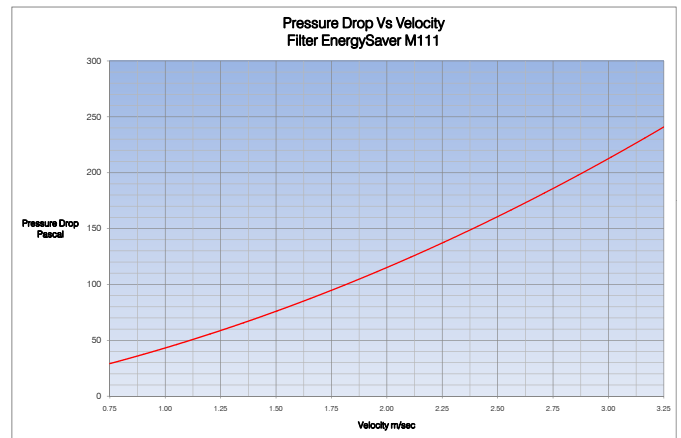
This higher efficiency pleated panel filter is designed to operate under the most testing of conditions. The extra dense pleat media delivers merv 11 efficiency performance and the high pleat count results in long life.

Construction


This product is constructed by bonding a pleat pack of pleat media into a water repellent AquaKote card frame



Rating to ASHRAE 52.2 Test Standard		Merv 11
Filter Thickness	Rated Airflow	Initial Pressure Drop
20mm	1.5m/sec	75Pa
45mm	2.5m/sec	70Pa
95mm	2.5m/sec	50Pa
Final Recommended Pressure Drop		200Pa




M11 Panel Filter STANDARD SIZES



No.	Nominal Size Inches	Height (mm)	Width (mm)	Depth (mm)	Rated Airflow m ³ /hr
M114-1010	10x10x4	241	241	95	544
M114-1020	10x20x4	241	495	95	1117
M114-1212	12x12x4	292	292	95	798
M114-1224	12x24x4	292	594	95	1623
M114-1515	15x15x4	368	368	95	1268
M114-1520	15x20x4	368	495	95	1705
M114-1616	16x16x4	394	394	95	1453
M114-1620	16x20x4	394	495	95	1825
M114-1625	16x25x4	394	622	95	2294
M114-1818	18x18x4	445	445	95	1854
M114-1831	18x31x4	445	775	95	3228
M114-2020	20x20x4	495	495	95	2293
M114-2024	20x24x4	495	594	95	2752
M114-2025	20x25x4	495	622	95	2882
M114-2424	24x24x4	594	594	95	3400

No.	Nominal Size Inches	Height (mm)	Width (mm)	Depth (mm)	Rated Airflow m ³ /hr
M112-1010	10x10x2	241	241	45	544
M112-1020	10x20x2	241	495	45	1117
M112-1212	12x12x2	292	292	45	798
M112-1224	12x24x2	292	594	45	1623
M112-1515	15x15x2	368	368	45	1268
M112-1520	15x20x2	368	495	45	1705
M112-1619	16x19x2	394	470	45	1453
M112-1620	16x20x2	394	495	45	1825
M112-1624	16x24x2	394	594	45	2294
M112-1625	16x25x2	394	622	45	1854
M112-1818	18x18x2	445	445	45	3228
M112-1820	18x20x2	445	495	45	2293
M112-1824	18x24x2	445	594	45	2752
M112-2020	20x20x2	495	495	45	2882
M112-2024	20x24x2	495	594	45	3303
M112-2025	20x25x2	495	622	45	2217
M112-2424	24x24x2	594	594	45	3400

No.	Nominal Size Inches	Height (mm)	Width (mm)	Depth (mm)	Rated Airflow m ³ /hr
M111-1010	10x10x1	241	241	20	314
M111-1020	10x20x1	241	495	20	644
M111-1212	12x12x1	292	292	20	460
M111-1224	12x24x1	292	594	20	937
M111-1515	15x15x1	368	368	20	731
M111-1520	15x20x1	368	495	20	984
M111-1619	16x19x1	394	470	20	1000
M111-1620	16x20x1	394	495	20	1053
M111-1624	16x24x1	394	594	20	1264
M111-1625	16x25x1	394	622	20	1323
M111-1818	18x18x1	445	445	20	1069
M111-1820	18x20x1	445	495	20	1189
M111-1824	18x24x1	445	594	20	1427
M111-2020	20x20x1	495	495	20	1323
M111-2024	20x24x1	495	594	20	1588
M111-2025	20x25x1	495	622	20	1663
M111-2424	24x24x1	594	594	20	1905



Copyright © Jasun Envirocare Plc 2007-2012